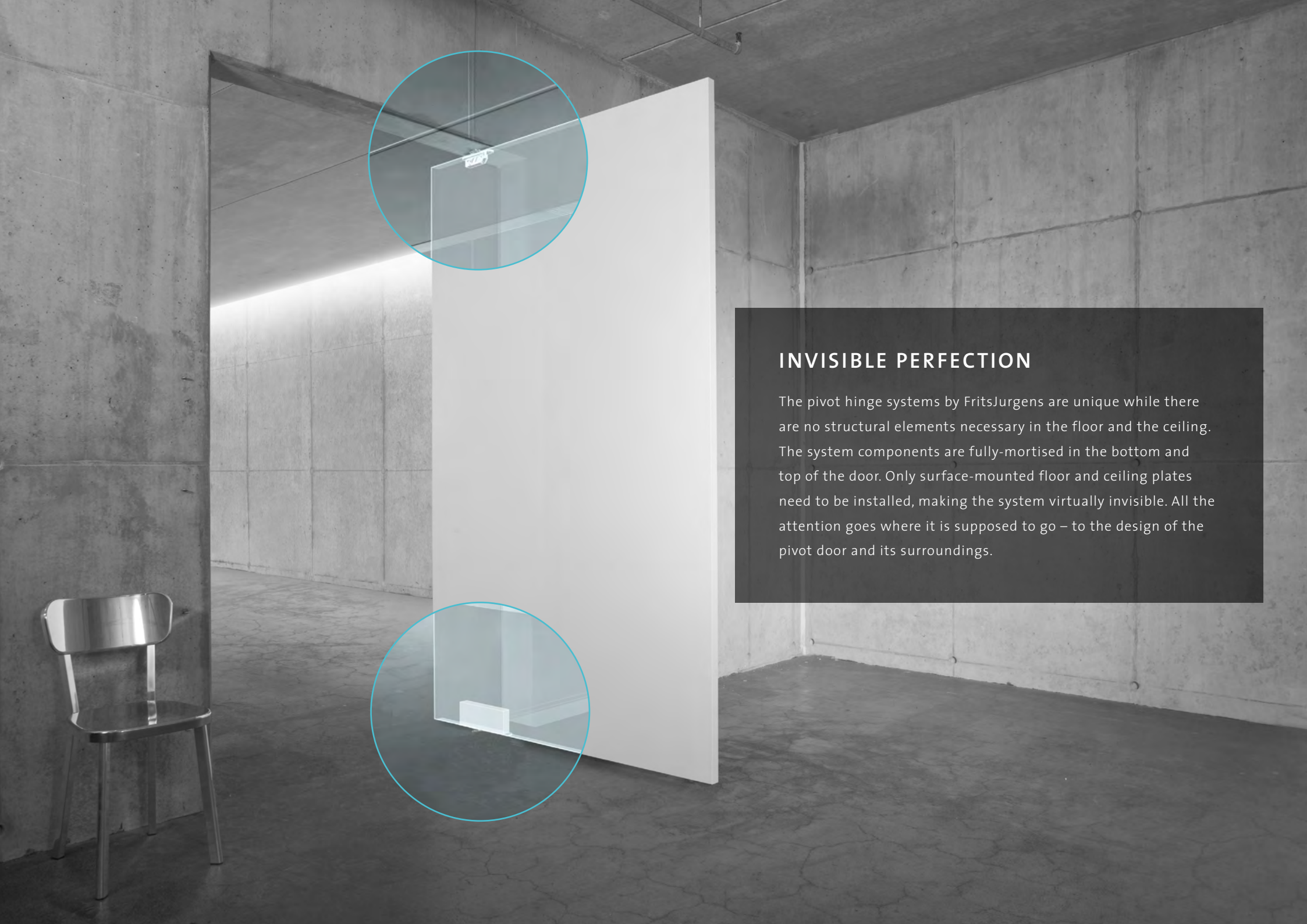

INVISIBLE PERFECTION

The pivot hinge systems by FritsJurgens are unique while there are no structural elements necessary in the floor and the ceiling. The system components are fully-mortised in the bottom and top of the door. Only surface-mounted floor and ceiling plates need to be installed, making the system virtually invisible. All the attention goes where it is supposed to go – to the design of the pivot door and its surroundings.

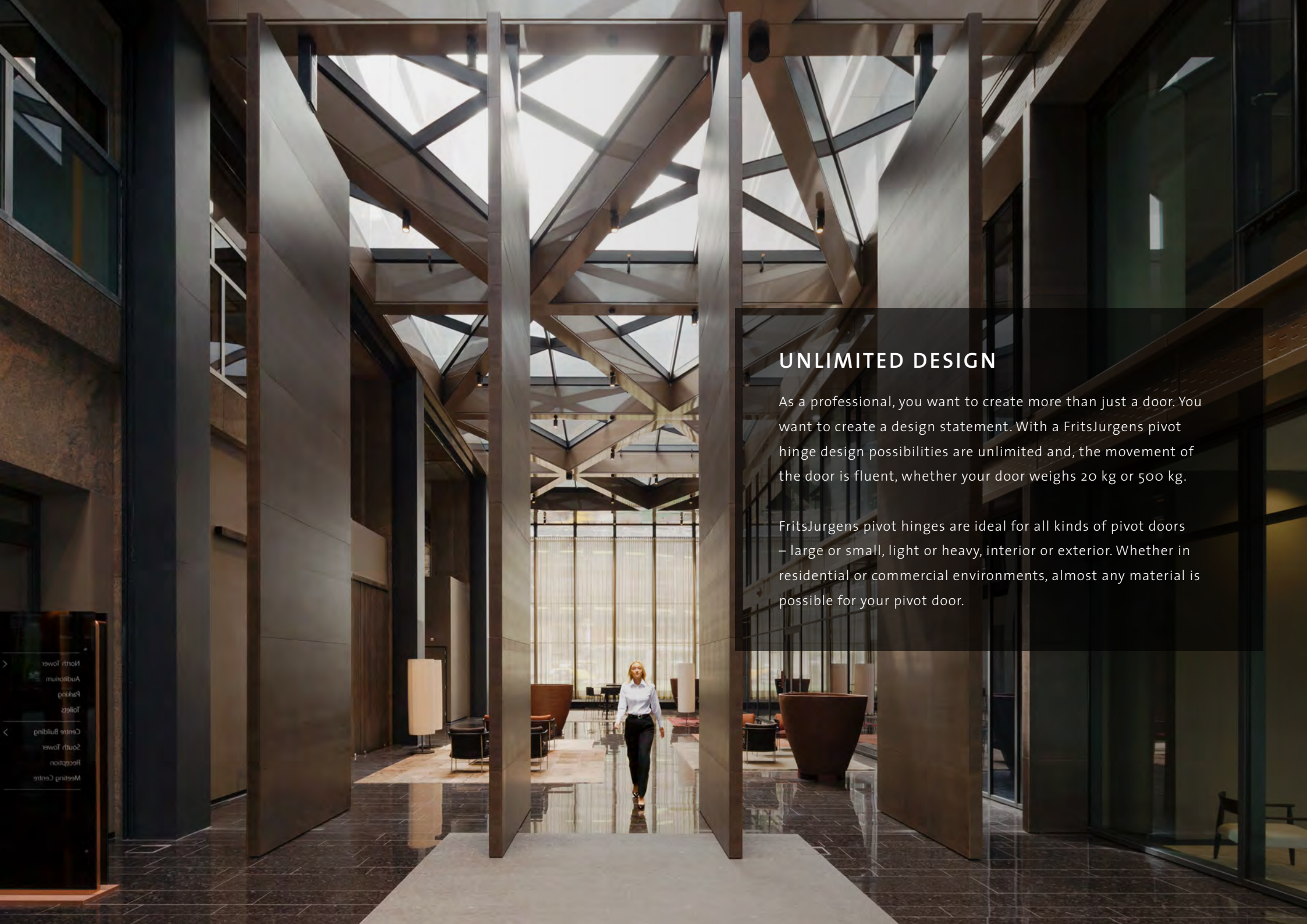

UNLIMITED DESIGN

As a professional, you want to create more than just a door. You want to create a design statement. With a FritsJurgens pivot hinge design possibilities are unlimited and, the movement of the door is fluent, whether your door weighs 20 kg or 500 kg.

FritsJurgens pivot hinges are ideal for all kinds of pivot doors – large or small, light or heavy, interior or exterior. Whether in residential or commercial environments, almost any material is possible for your pivot door.

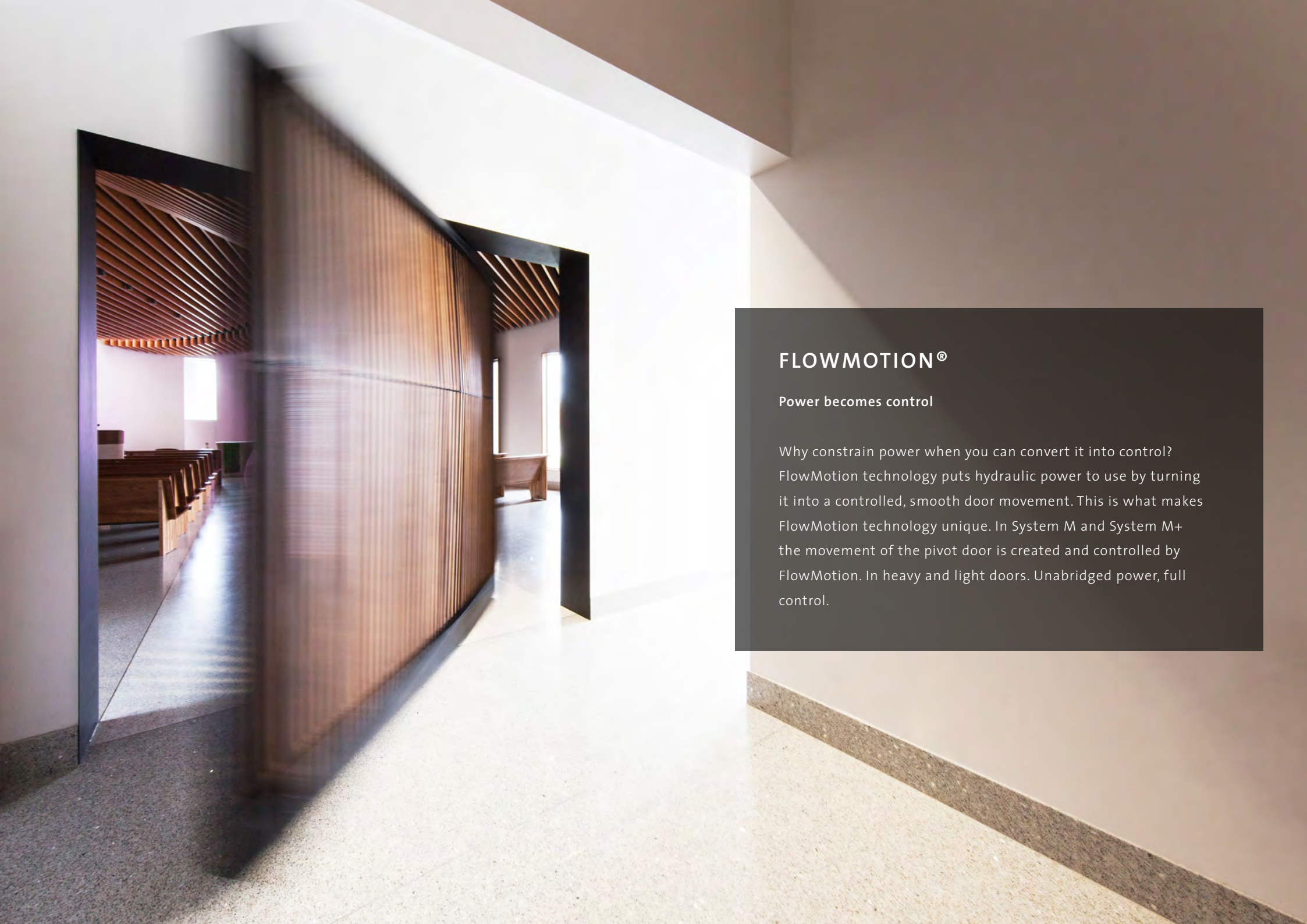

FLOWMOTION®

Power becomes control

Why constrain power when you can convert it into control? FlowMotion technology puts hydraulic power to use by turning it into a controlled, smooth door movement. This is what makes FlowMotion technology unique. In System M and System M+ the movement of the pivot door is created and controlled by FlowMotion. In heavy and light doors. Unabridged power, full control.

TIMELESS QUALITY

FritsJurgens pivot hinges are virtually indestructible. Built from high-performance materials, the systems are maintenance-free.

Our rigorous testing shows that even after 1 million cycles our systems continue to perform as they were designed, perfectly balancing technology, quality, and aesthetics.

8 MM INTO THE FLOOR, 18 MM INTO THE CEILING



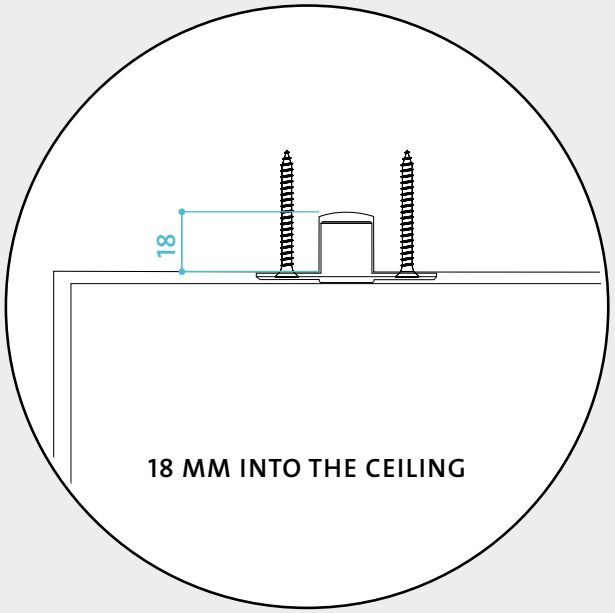

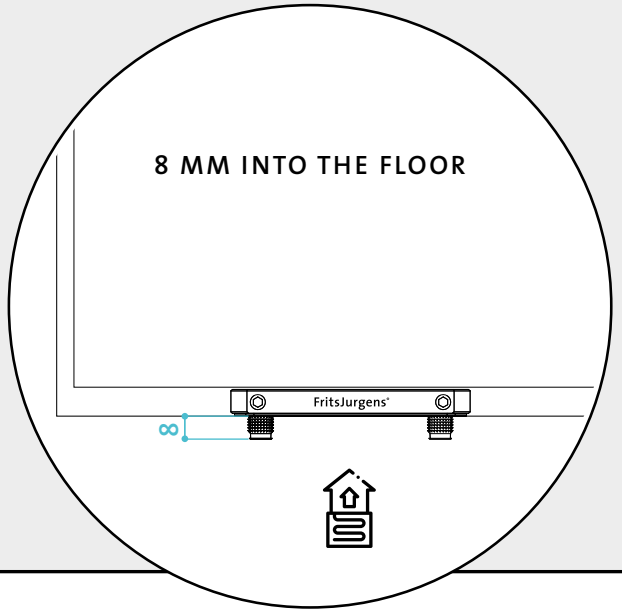

The top pivot and bottom pivot hinge system components are fully-mortised in the pivot door. Only small floor and ceiling plates are visible. The floor plate fasteners only need to be mortised 8 mm into the floor, which means every FritsJurgens system can also be utilized in combination with radiant floor heating.

GAPS AROUND THE DOOR

GAP CALCULATION

www.fritsjurgens.com/gap

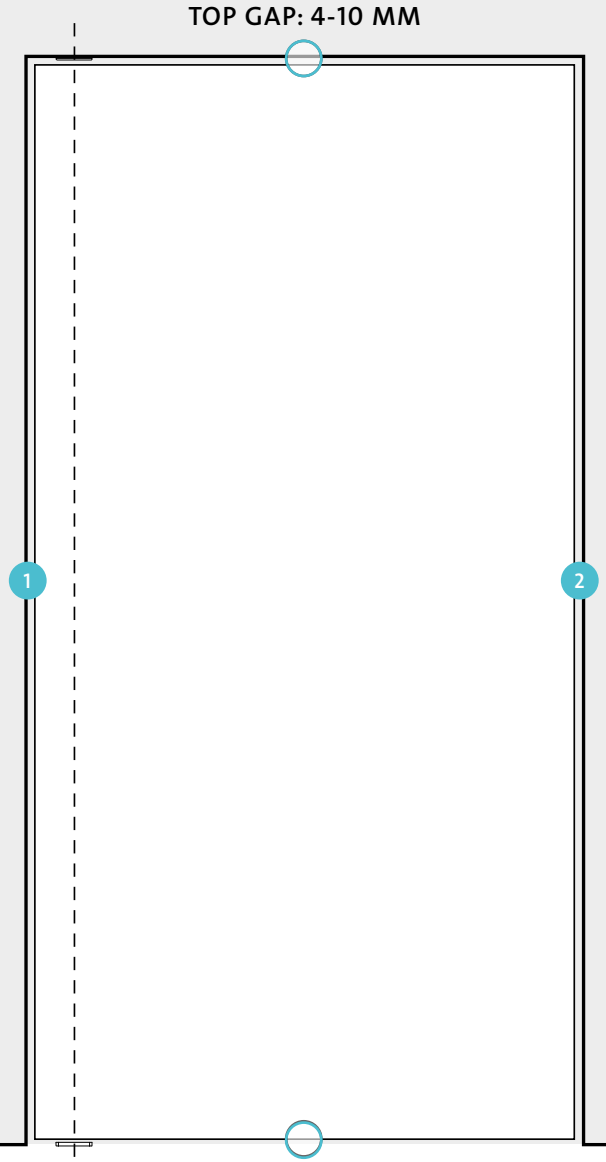

GAP LEFT (1) AND RIGHT (2)

Example for minimum gaps between the door and the wall or jamb:

X	Door thickness	40 mm
A	Distance of pivot point to end of the door	1500 mm
B	Distance pivot point to beginning door	91 mm
1	Minimum gap between door and wall	4 mm
2	Minimum gap between door and wall	2 mm

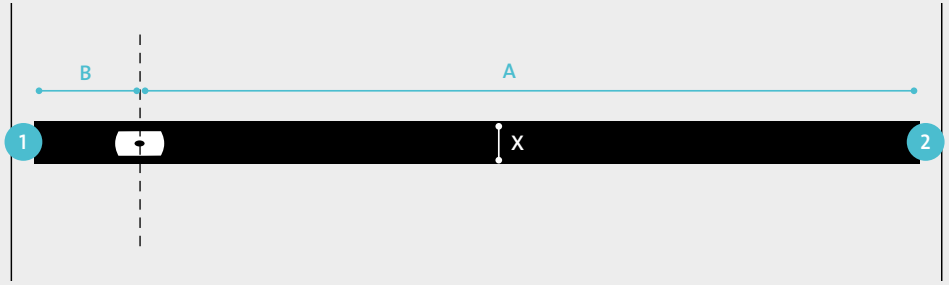

B	1			
2000	2	2	2	2
1500	2	2	2	2
1000	2	2	3	3
500	2	3	3	3
250	3	3	4	4
91	4	5	7	9
X ▸	40	50	60	70

A	2			
2000	2	2	2	2
1500	2	2	2	2
1000	2	2	3	3
500	2	3	3	3
250	3	3	4	4
91	4	5	7	9
X ▸	40	50	60	70

When X > 70 mm, please go to the online gap calculation tool on top of this page. Dimensions in mm. Based on straight angles. The dimensions are indicative. No rights can be derived from it.

The minimum gap at the side of the door depends on the thickness (X) and the width of the door in relation to the positioning of the hinge (A and B). Important: the minimum distance from the pivot point of the hinge to the edge of the door (A) is 91 mm. There is no need to add extra space for installing (2 mm tolerance is included).

MINIMUM DOOR THICKNESS 40 MM

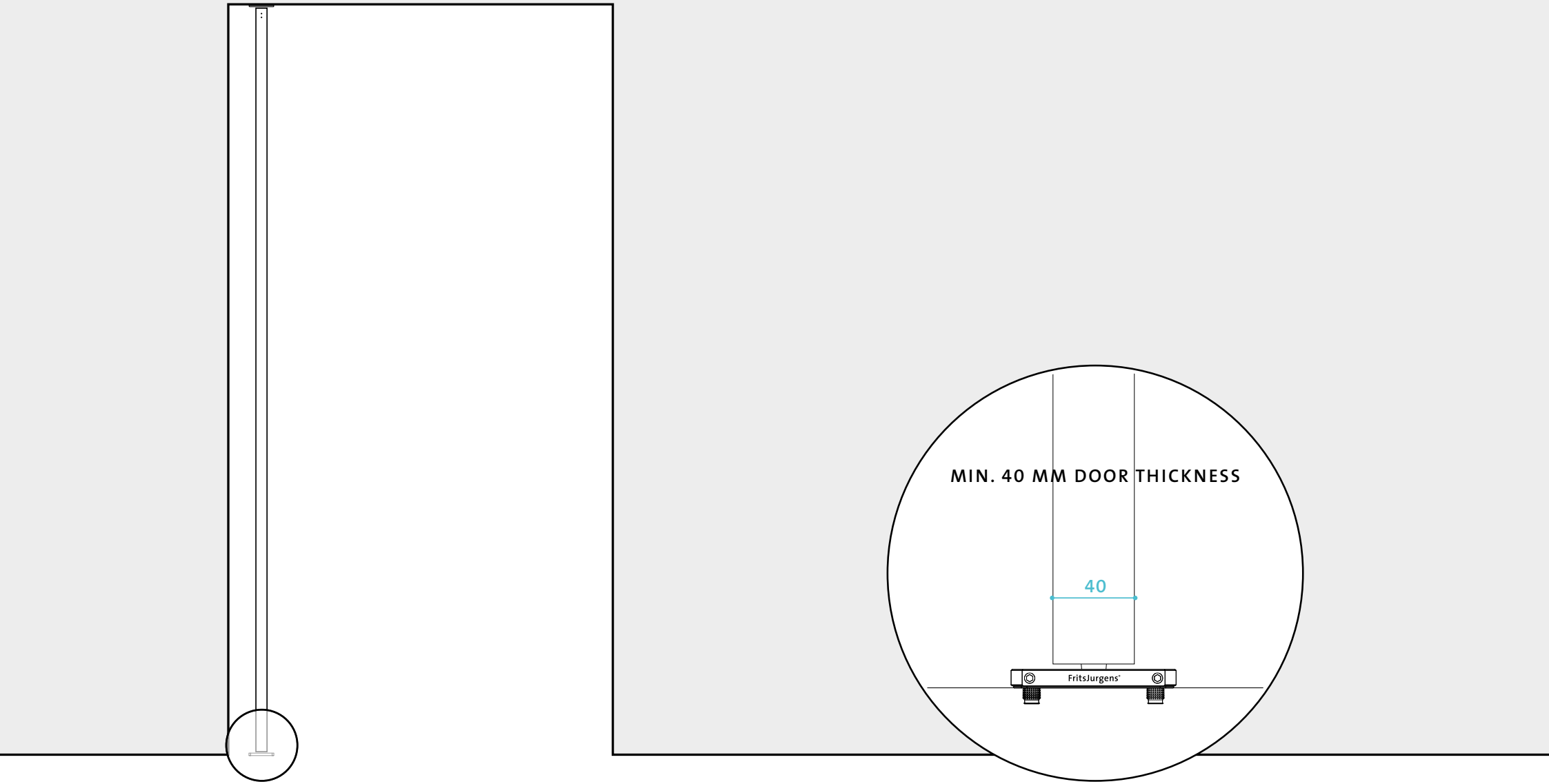

Since the FritsJurgens pivot hinges have a thickness of 32 mm (or 42 mm) they can be used in doors with a minimum thickness of 40 mm. This makes FritsJurgens systems suitable for doors of virtually any size and material, giving designers the freedom to design the ultimate pivot door.

SUITABLE FOR DOORS BETWEEN 20 - 500 KG

SYSTEM RANGE

System M+	20-500 kg
System M	20-210 kg
System 3	40-350 kg
System One	20-500 kg

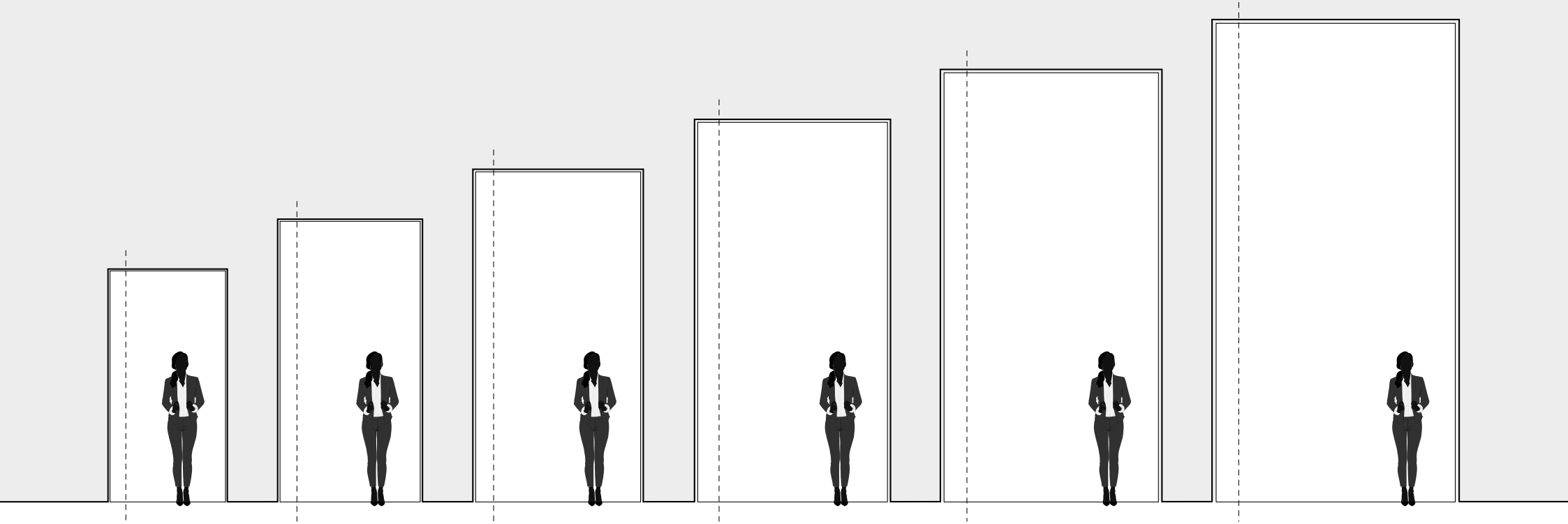

Each FritsJurgens pivot system is suitable for light and heavy doors. System M+ comes in models tuned for doors from 20 up to 500 kg. System M is suitable for door between 20 and 210 kg. System One also supports doors up to 500 kg , while System 3 supports doors from 40 to 350 kg. The possibilities for the design of the door are endless and the movement is smooth and fluent.